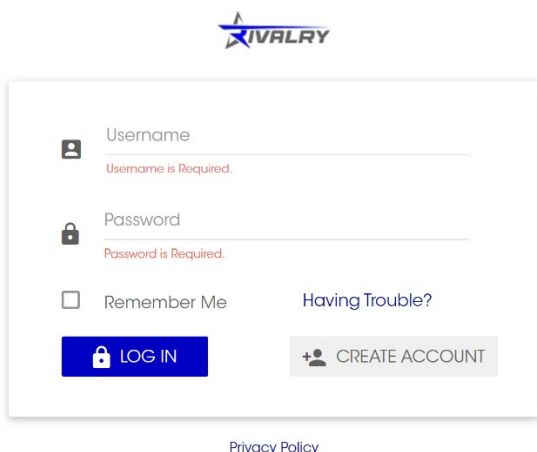




Welcome to Rivalry! We're excited to have you as a member of our online community. Follow these simple steps to sign up for your membership:

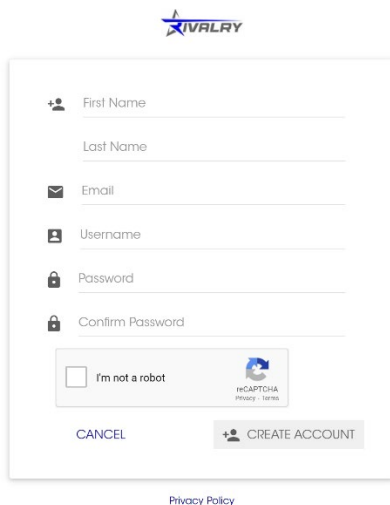
**Step 1: Visit Our Website** Go to our official website <http://rivalry.ezfacility.com/> using your preferred web browser.

**Step 2: Click on "Create Account"** Look for the "Create Account" button on the homepage.



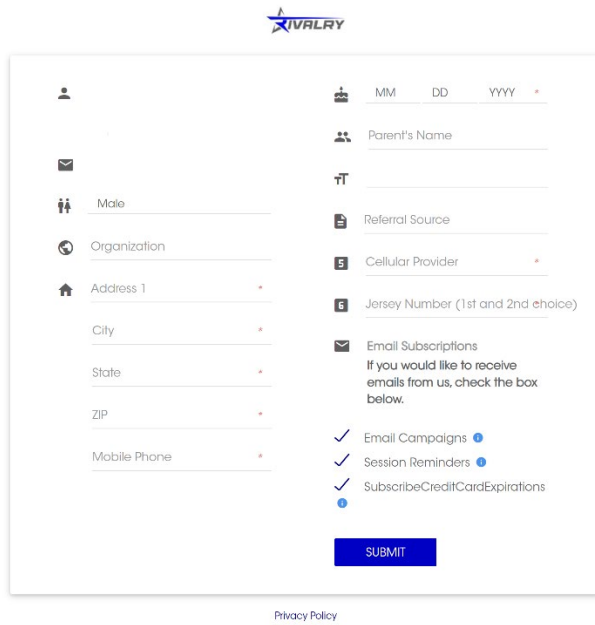
The image shows a login and registration form for Rivalry. At the top is the Rivalry logo. Below it are two input fields: "Username" and "Password". The "Username" field has a red error message "Username is Required." below it. The "Password" field has a red error message "Password is Required." below it. There is a "Remember Me" checkbox and a "Having Trouble?" link. At the bottom are two buttons: a blue "LOG IN" button and a grey "CREATE ACCOUNT" button. Below the form is a "Privacy Policy" link.

**Step 3: Fill in Your Details** Complete the online registration form with your **Members Name** and remaining login information required.



The image shows a registration form for Rivalry. At the top is the Rivalry logo. Below it are several input fields: "First Name", "Last Name", "Email", "Username", "Password", and "Confirm Password". There is a "I'm not a robot" checkbox and a CAPTCHA icon. At the bottom are two buttons: a "CANCEL" button and a grey "CREATE ACCOUNT" button. Below the form is a "Privacy Policy" link.


**Step 4: Confirmation Email** You will receive a confirmation email to proceed with completing your account information. When you click on the link in the email you will be taken to the page to provide the remainder of you information.



The image shows a registration form for Rivalry. At the top is the Rivalry logo. The form is divided into two columns. The left column contains fields for: a profile picture icon, gender (selected as 'Male'), Organization, Address 1, City, State, ZIP, and Mobile Phone. The right column contains: birth date (MM DD YYYY), Parent's Name, Referral Source, Cellular Provider, Jersey Number (1st and 2nd choice), and a section for 'Email Subscriptions' with three checked options: 'Email Campaigns', 'Session Reminders', and 'SubscribeCreditCardExpirations'. A blue 'SUBMIT' button is at the bottom. A 'Privacy Policy' link is located below the form.

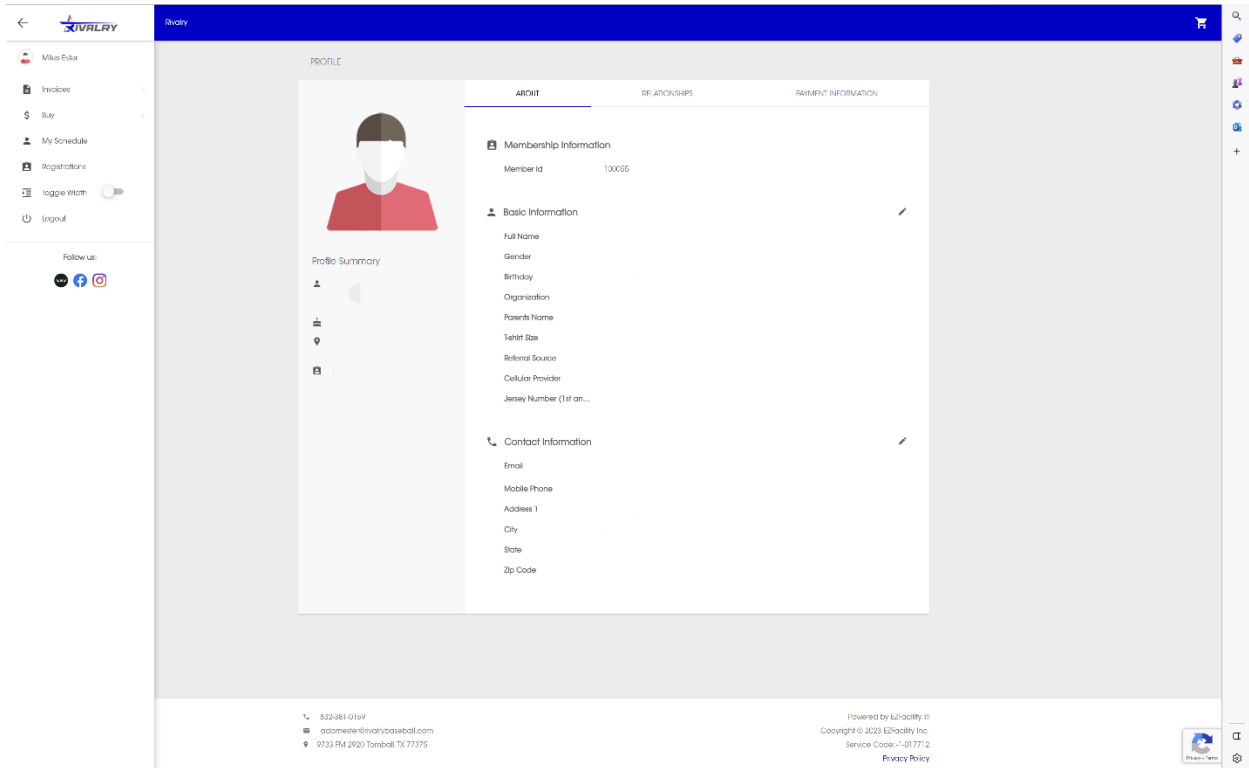
**Step 5: Login to account** Once you have submitted all of your information you can log in to your Rivalry account.

**Step 6: Access Profile Information** After logging in, click on your name in the top left corner of the site to access your profile information.

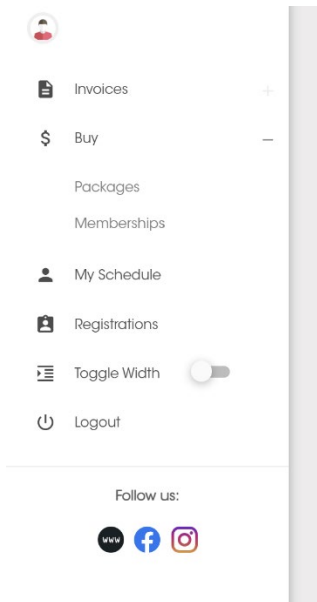


The image shows the Rivalry user dashboard. At the top is a blue navigation bar with the Rivalry logo and a search icon. On the left is a sidebar menu with options: Invoices, Buy, My Schedule, Registrations, Toggle Width, and Logout. Below the menu are social media icons for Facebook and Instagram. The main content area is titled 'MY SCHEDULE' and displays a calendar for August 2023. The calendar shows dates from Sunday the 31st to Sunday the 27th. The date August 20th is highlighted in yellow. At the bottom of the page, there is contact information: phone number 632-3614159, email address admin@rivalry.com, and address 9/33 HM2900 Lombard, IL 60142. The footer also includes 'Powered by E2Facility B', 'Copyright © 2023 E2Facility Inc.', 'Service Code: 140172', and a 'Privacy Policy' link.

**Step 7: Verify your information** In your profile page you can verify your contact information is correct and add additional contact emails if you would like.



**Step 8: Purchase Membership** Once all of your account information is verified you are ready to purchase your membership. On the left of the screen click “Buy” and then “Memberships”.



**Step 9: Purchase Membership** On the memberships page you select the desired type and proceed to checkout.

MEMBERSHIPS

MEMBERSHIP TYPE	DESCRIPTION	TERM LENGTH	TERM QUANTITY	AUTO RENEW	START DATE	END DATE	TERM FEE	INITIATION FEE	ADD-ONS
BUY	Fall 2023 Full Teams 2023	1 Month	3	No	6/1/2023	11/30/2023	\$295.00	\$0.00	View Add-Ons
BUY	Fall 2023 Showcase	1 Month	3	No	6/1/2023	11/30/2023	\$350.00	\$0.00	View Add-Ons

Showing 1 to 2 of 2 entries

524-881-0169  
adamester@rivalrybaseball.com  
9733 PM 2020 Tomball, TX 77375

Powered by EZFacility  
Copyright © 2023 EZFacility Inc.  
Service Code: -017712  
Privacy Policy

Congratulations! You're now an official member of Rivalry.

Thank you for choosing to be a part of our online community. We look forward to your active participation and engagement!